



**Chroma-Q®**  
BRILLIANT SOLUTIONS

**Specification Sheet - Version: 1.0**  
**Chroma-Q® Studio Force II Plus™ V12**  
**Part No: CQ1652-1150**

**DESCRIPTION**

Brighter than ever, The Studio Force II Plus™ is using a homogenised LED source capable of delivering variable colour temperature, plus/minus green shift control, and the ability to produce deep saturated colours when needed, the Studio Force II Plus™ is specifically designed for TV Broadcast and film applications but also performs particularly well in other situations demanding high quality tuneable white light such as touring key lights, exhibitions, corporate events, and theatre lighting.

The Studio Force II Plus™ uses the same ColorSure™ technologies found in other innovative Chroma-Q® fixtures to deliver consistent colour across same model fixtures.

**FEATURES**

- Full spectrum tuneable white light engine
- High intensity homogenized output
- Extremely smooth uniform wash
- 2,800K - 6,500 K CCT Variable white
- Variable tint +/-2 (green shift)
- Extreme output - 7,600 lumens
- Superb smooth dimming
- Ideal for TV Broadcast and film
- 335mm / 1ft\* length ideal for floor, wall or truss mounting
- PowerCON TRUE1 input and output for easy daisy chaining of fixtures
- Hidden quick release lever for tilt adjustment

**ORDERING INFORMATION**

- CQ1652-1150: Chroma-Q Studio Force II Plus 12, black
- CQ1652-1250: Chroma-Q Studio Force II Plus 12, white
- CQ1652-1650: Chroma-Q Studio Force II Plus 2, w/LumenRadio, black
- CQ1652-1750: Chroma-Q Studio Force II Plus 12, w/LumenRadio, white

**ACCESSORIES**

- CHCFBL12 Chroma-Q border lens for Studio Force II Plus 12
- CHCFCL12 Chroma-Q cyc lens for Studio Force II Plus 12
- CHCFTL12 Chroma-Q clear lens for Studio Force II Plus 12
- CHCFBD12 Chroma-Q barndoor for Studio Force II Plus 12, black
- CHCFBD12W Chroma-Q barndoor for Studio Force II Plus 12, white
- CHCFECL12 Chroma-Q egg crate louvre for Studio Force II Plus 12, black
- CHCFTH12 Chroma-Q top hat for Studio Force II Plus 12, black
- CHCFHTH12 Chroma-Q half top hat for Studio Force II Plus 12, black
- CHCFZH12 Chroma-Q zip hood for Studio Force II Plus 12
- CHCFDBX Chroma-Q diffuser box for Studio Force II Plus 12, black
- CHCFDBXW Chroma-Q diffuser box for Studio Force II Plus 12, white
- CHCFLB12 Chroma-Q Lightbank for Studio Force II Plus 12, \*requires CHCFLBA12\*
- CHCFLBA12 Chroma-Q speed ring adaptor for CHCFLB12, black
- CH641-9070 Chroma-Q RF LumenRadio kit option for Studio Force II Plus

**OVERALL SPECIFICATIONS**

Net Dimensions (without fixings):	Length: 335mm / 13.2" Width: 218mm / 8.6" Height: 190mm / 7.5"
Net Weight:	5kg / 11.0lb
Shipping Dimensions:	Length: 432mm / 17" Width: 279mm / 11" Height: 343mm / 13.5"
Shipping Weight:	7kg / 15.5lb
Power Supply:	Built-in
Power Input Rating:	100-240V AC 50-60Hz 160VA
Power Factor:	0.99 @ 120V AC, 0.97 @ 240V AC
Power Consumption:	150W @ 120V AC, 133W @ 240V AC
Idle Power Consumption:	8W @ 120V AC, 10W @ 240V AC
Typical Power & Current:	Measurements done with all LEDs at maximum intensity. Measurements made at nominal voltage. Allow for a deviation of +/- 10%
Power Connectors In/Out:	Neutrik powerCON TRUE1
Data Connectors In/Out:	Neutrik XLR 5-pin
Max Fixtures in Series:	10 x fixtures @120V, 22 x Fixtures @240V
Control Protocol:	ANSI E1.11 USITT DMX 512-A
Cooling System:	Combined convection and forced air - 1 fan
Operating Temperature:	0°C to 40°C
Construction:	Anodised aluminium extrusion
Colour:	Black / White
Built-In Hardware:	Yoke and quick release lever for tilt adjustment
IP Rating:	IP20
Control Modes:	RGBW, RGB, KHi, HSi, Cine-Q. Grouping x1, x4, Odd/Even
Dimming Curve:	Linear
Hot Lumen Output (Combined):	7,600 lm
Optics:	Fully homogenised lenses
Beam Angle:	22° (approx.)
Beam Distribution:	Symmetrical direct illumination
CCT:	Adjustable 2800 - 6500K
Colour Gamut:	Performance enhanced
CRI:	92 @ 3200K 94 @ 4400K 94 @ 5600K
TM-30 Rf (Fidelity Index)	92 @ 3200K 94 @ 4400K 90 @ 5600K
LED Life:	L70 at 50,000 hours
Approvals:	CISPR 32:2015/EN 55032:2015, CISPR 24:2010/EN 55024:2010, IEC 60598-2-17:1984 + A1:1987+A2:1990 used in conjunction with IEC 60598-1: 2008 (Seventh Edition) FCC Part 15 Subpart B:2015 & ICES-003:2016 CSA C22.2 No. 166:2015-06 UL 1573:2003/R:2014-01



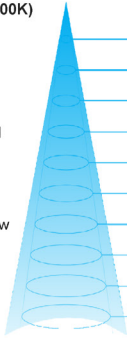
**PHOTOMETRIC DATA**



**Chroma-Q®**

**Fixture photometric table**

**Fixture model**  
Studio Force II Plus V12 (5600K)  
Field: 45°  
Beam: 22°  
Magnification (mf): 0.39 x  
Candelas: 34100 Cd  
Lumens: 7600 lm  
Watts: 147 w  
Lumen/w: 232.0 lm/w  
CRI Ra: 95  
TM-30 Rf / Rg: 91 / 103  
Duv: -0.0003



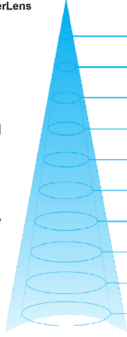
Throw Distance		Field Spread		Beam Spread		Full On	
m	ft	m	ft	m	ft	Lux	Footcandle
1.00 m	3.3 ft	0.8 m	2.7 ft	0.4 m	1.3 ft	34100 lx	3168 fc
1.53 m	5.0 ft	1.3 m	4.2 ft	0.6 m	2.0 ft	14567 lx	1353 fc
3.05 m	10.0 ft	2.5 m	8.3 ft	1.2 m	3.9 ft	3666 lx	341 fc
3.95 m	13.0 ft	3.3 m	10.7 ft	1.5 m	5.0 ft	2186 lx	203 fc
4.56 m	15.0 ft	3.8 m	12.4 ft	1.8 m	5.8 ft	1640 lx	152 fc
6.10 m	20.0 ft	5.1 m	16.6 ft	2.4 m	7.8 ft	916 lx	85 fc
6.85 m	22.5 ft	5.7 m	18.6 ft	2.7 m	8.7 ft	727 lx	68 fc
7.63 m	25.0 ft	6.3 m	20.7 ft	3.0 m	9.7 ft	586 lx	54 fc
9.15 m	30.0 ft	7.6 m	24.9 ft	3.6 m	11.7 ft	407 lx	38 fc
10.07 m	33.0 ft	8.3 m	27.4 ft	3.9 m	12.8 ft	336 lx	31 fc



**Chroma-Q®**

**Fixture photometric table**

**Fixture model**  
Studio Force II Plus V12 (5600K) BorderLens  
Field: 74°  
Beam: 36°  
Magnification (mf): 0.65 x  
Candelas: 10500 Cd  
Lumens: 6600 lm  
Watts: 147 w  
Lumen/w: 71.9 lm/w  
CRI Ra: 95  
TM-30 Rf / Rg: 91 / 103  
Duv: -0.0003



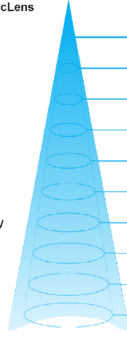
Throw Distance		Field Spread		Beam Spread		Full On	
m	ft	m	ft	m	ft	Lux	Footcandle
1.00 m	3.3 ft	1.5 m	4.9 ft	0.6 m	2.1 ft	10500 lx	975 fc
1.53 m	5.0 ft	2.3 m	7.6 ft	1.0 m	3.3 ft	4485 lx	417 fc
3.05 m	10.0 ft	4.6 m	15.1 ft	2.0 m	6.5 ft	1129 lx	105 fc
3.95 m	13.0 ft	6.0 m	19.5 ft	2.6 m	8.4 ft	673 lx	63 fc
4.56 m	15.0 ft	6.9 m	22.5 ft	3.0 m	9.7 ft	505 lx	47 fc
6.10 m	20.0 ft	9.2 m	30.2 ft	4.0 m	13.0 ft	282 lx	26 fc
6.85 m	22.5 ft	10.3 m	33.9 ft	4.5 m	14.6 ft	224 lx	21 fc
7.63 m	25.0 ft	11.5 m	37.7 ft	5.0 m	16.3 ft	180 lx	17 fc
9.15 m	30.0 ft	13.8 m	45.2 ft	5.9 m	19.5 ft	125 lx	12 fc
10.07 m	33.0 ft	15.2 m	49.8 ft	6.5 m	21.5 ft	104 lx	10 fc



**Chroma-Q®**

**Fixture photometric table**

**Fixture model**  
Studio Force II Plus V12 (5600K) Cyclens  
Field: 118°  
Beam: 70°  
Magnification (mf): 1.40 x  
Candelas: 8800 Cd  
Lumens: 6900 lm  
Watts: 147 w  
Lumen/w: 60.3 lm/w  
CRI Ra: 95  
TM-30 Rf / Rg: 91 / 103  
Duv: -0.0003



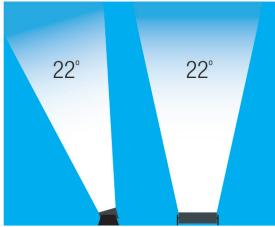
Throw Distance		Field Spread		Beam Spread		Full On	
m	ft	m	ft	m	ft	Lux	Footcandle
1.00 m	3.3 ft	3.3 m	10.9 ft	1.4 m	4.6 ft	8800 lx	818 fc
1.53 m	5.0 ft	5.1 m	16.7 ft	2.1 m	7.0 ft	3759 lx	349 fc
3.05 m	10.0 ft	10.2 m	33.3 ft	4.3 m	14.0 ft	946 lx	88 fc
3.95 m	13.0 ft	13.1 m	43.1 ft	5.5 m	18.1 ft	564 lx	52 fc
4.56 m	15.0 ft	15.2 m	49.8 ft	6.4 m	21.0 ft	423 lx	39 fc
6.10 m	20.0 ft	20.3 m	66.6 ft	8.5 m	28.0 ft	236 lx	22 fc
6.85 m	22.5 ft	22.8 m	74.8 ft	9.6 m	31.5 ft	188 lx	17 fc
7.63 m	25.0 ft	25.4 m	83.3 ft	10.7 m	35.1 ft	151 lx	14 fc
9.15 m	30.0 ft	30.5 m	99.9 ft	12.8 m	42.0 ft	105 lx	10 fc
10.07 m	33.0 ft	33.5 m	110.0 ft	14.1 m	46.3 ft	87 lx	8 fc



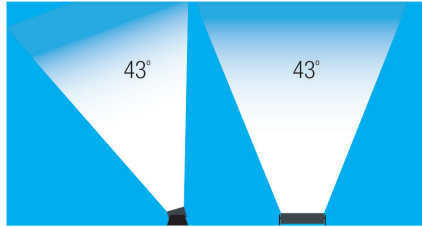
**Chroma-Q**<sup>®</sup>  
BRILLIANT SOLUTIONS

**Specification Sheet - Version: 1.0**  
**Chroma-Q<sup>®</sup> Studio Force II Plus™ V12**  
**Part No: CQ1652-1150**

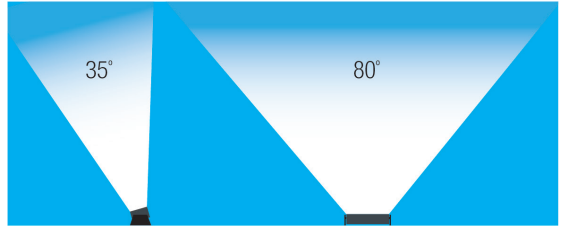
### BEAM ANGLES



STANDARD 22° X 22° (approx)



BORDER OPTIC 43° X 43° (approx)



CYC OPTIC 80° X 35° (approx)

### DIMENSIONS

