

# EclPendant SFC

50W RGB+WarmWhite House light with passive cooling



The **EclPendant S** merges elegant design with cutting-edge, eco-friendly technology, ensuring optimal illumination for any venue. This series of pendant lights offers a diverse range of LED sources, including options in RGB + Warm White, Variable White and single color (3000K, 4000K and 5600K), each featuring a 50-Watt LED that provides high-quality light output, uniform color, and remarkable durability.

Completed by a wide range of optics, accessories, and versatile mounting solutions, the **EclPendant S** adapts to various installation needs. Mounting alternatives include pendant, surface, stem, wall, adjustable bracket, and recessed options. It can be directly wired to mains power (100-240 VAC or 48 VDC) and integrates seamlessly with control protocols like DMX + RDM and DALI, thanks to its accessible terminal blocks.

User-friendly settings are manageable via the unit's onboard GUI, enhancing its functionality. The fixture's wide array of optics and accessories is designed for utmost flexibility and precision, allowing easy on-site changes without complications.

Notably, the **EclPendant S** features a fan-free thermal design, ensuring quiet operation while delivering consistent and robust lumen output throughout its extended lifespan.

**\* Please note:** The hanging bracket is not included with the product.

## VERSIONS

Code	Housing
ECLPENDANTSFCBK	Black
ECLPENDANTSFCWH	White

## TECHNICAL SPECIFICATION

### LIGHT SOURCE

- Source: 50 W RGBWW LEDs
- CCT: 2'800K - 10'000K
- Luminous flux: 2'637 lm @full
- Lux: 513 lx @5 m full
- CRI: 92,3 @Full; 93,2 @3200K; 92,8 @5600K
- R9: 97,1 @Full; 96,2 @3200K; 92,5 @5600K
- TLCI: 91 @Full; 80 @3200K; 89 @5600K
- Source life expectancy: > 50.000 hrs (L70B10 @Ta 25° C / 77° F)

### OPTICS

- Beam angle: 20°
- Field angle: 40°
- Lens diameter: 100 mm
- Lens type: fresnel lens
- Other: see available accessories

### COLOUR SYSTEM

- Colour mixing: RGB + Warm White
- CCT: CCT control, + / - green correction, tungsten emulation
- Colour wheel: gel filters included
- Macros: several pre-built macros with adjustable speed

### DYNAMIC EFFECTS

- Static mode: selection of static dimmer, colors and color temperature
- Manual mode: manual adjustment of colour
- Auto mode: built-in programs with execution speed adjustment

### BODY

- Body: sturdy die-cast aluminium body
- Body colour: RAL 9004 or RAL 9010

### CONTROL

- Protocols: DALI Type8, DMX512, RDM
- DMX channels: UNO / DUO / Basic / Standard / Extended channel
- Wireless Control: optional, LumenRadio Timo Fx DMX/RDM compatible with both CRMX (Lumen Radio) and W-DMX (Wireless DMX)
- RDM: RDM for remote monitoring and settings
- Display: Graphic User Interface

## MAIN FEATURES

- House light with 50W RGB + Warm White LED source with passive cooling
- 100-240 VAC or 48 VDC power input. Control via DALI, DMX, RDM
- Extensive mounting option, optics and accessories available

- Firmware upgrade: yes, via USB - DMX interface (UPBOXPRO/UPBOX1) not included
- Other: 16bit control of dimmer and colour

### ELECTRONICS

- Dimmer: linear 0 ~ 100% electronic dimmer
- Dimmer curves: 4 selectable dimming modes available
- Strobe / shutter: 1-30 Hz, electronic
- Operating temperature: -10° ~ +45°
- LED Control: flicker free frequency with adjustable PWM
- Selectable PWM: 600 ~ 40.000 Hz

### ELECTRICAL

- Mains power supply: 100-240V - 50/60Hz
- Low Voltage DC mains: DC 48V for emergency light use
- Max power consumption: 61 W
- Output (at 230V): 21 units on a single power line
- Power factor: > 0,9

### PHYSICAL

- IP rating: 20
- Cooling: Heatsink with heat pipes, passive cooling and fan-free
- Suspension and fixing: bracket for hanging and positioning (bracket not included on the product)
- Signal connection: Screw terminal block
- Power connection: Screw terminal block
- Dimensions (WxHxD): 135x300x135 mm
- Weight: 3,1 kg

### CERTIFICATIONS / APPROVALS

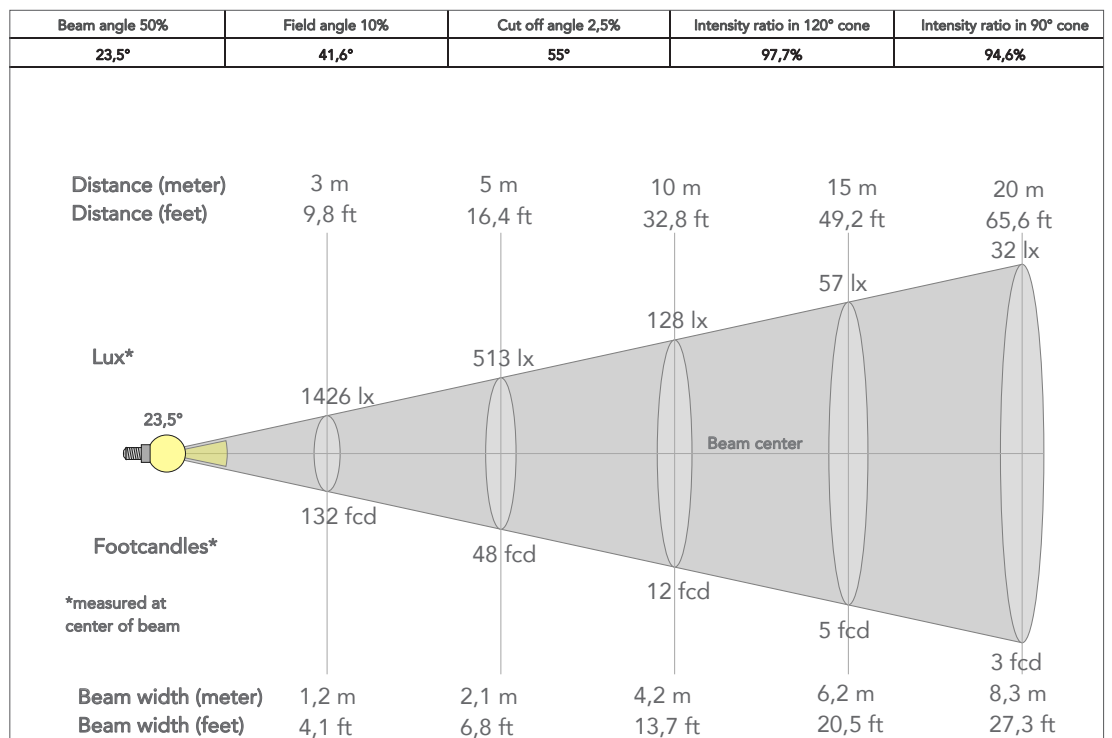
- Certifications / Approvals: CE, RCM, FCC, cTUVus

## ACCESSORIES & RELATED PRODUCTS

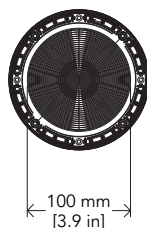
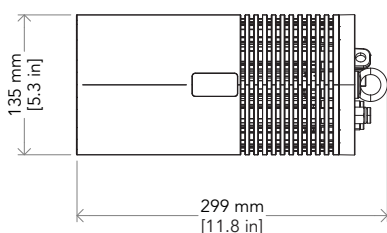
- ECLPENDSLENS20/40/60 ECLPENDANTS series lens 20°/40°/60°
- ECLPENDSHGBRKBK/WH Hanging bracket for ECLPENDANTS series, black/white housing
- ECLPENDSRECKITBK/WH Ceiling recessed kit for ECLPENDANTS series, black/white housing
- ECLPENDSHSNOOTBK/WH Half snoot for ECLPENDANTS series, black/white housing
- ECLPENDSFSNOOTBK/WH Full snoot for ECLPENDANTS series, black/white housing
- ECLPENDSHLOUVBK/WH Honeycomb louvre for ECLPENDANTS series, black/white housing
- ECLPENDSCLOUVBK/WH Concentric louvre for ECLPENDANTS series, black/white housing
- ECLPENDWALLBRKBK/WH Wall mounting bracket for ECLPENDANT series, black/white housing
- ECLPENDWALLBRKA Ring adapter for ECLPENDWALLBRK (not included)
- ECLPENDSCEILKITBK/WH Ceiling adapter kit for ECLPENDANTS series, black/white housing
- UPBOX1UP5 Firmware uploader kit, USB IN, 5p XLR DMX OUT, DMX OUT
- 9513FXWL03 Ass. 3x2.5mm TH07 cable, 16A 3p 230V CEE plug, MENAC3FXW socket, L.3 m
- 9533FXWL03 Ass. 3x2.5mm TH07 cable, SHUKO plug, MENAC3FXW socket, L.3m
- 958225L03 3x2.5mm TH07 Cable, 16A 3p PwCon MXW, 16A 3p PwCon FXW, L. 3m
- C6002B Slim aluminum clamp, 200kg loading, 48-51mm tubes, M10 bolt, Black
- RSR0630B Steel security cable for hanging bodies, inox steel shackle, L=60 cm, black
- TOUR53415L03 Dmx cable HC5340. CANC5MXX XLR 5p->CANC5FXX XLR (f) 5p, L.3m

## PRESET FULL ON

Beam angle 50%: 20°



## TECHICAL DRAWINGS



## CERTIFICATIONS / APPROVALS



Conforms to UL STD. 1573  
Certified to CSA STD: C22.2 NO. 166

Visit our website for specifications and tech documentations

